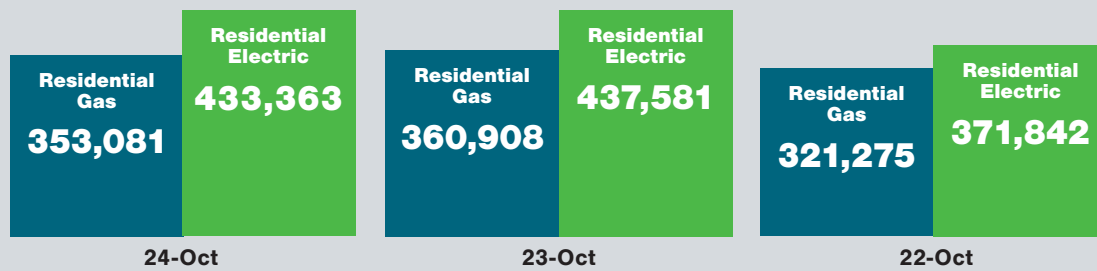


FACTS & FIGURES

AHRI Shipment Data for October 2024

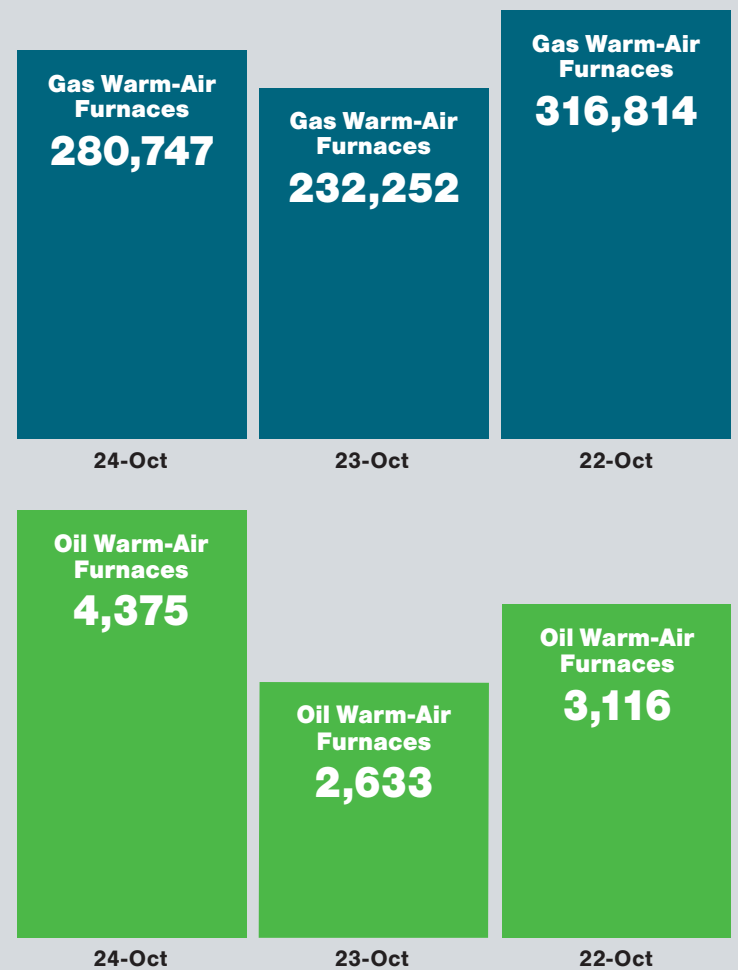
RESIDENTIAL STORAGE WATER HEATERS

U.S. shipments of residential gas storage water heaters for October 2024 decreased 2.2%, to 353,081 units, compared to 360,908 units shipped in October 2023. Residential electric storage water heater shipments decreased 1.0% in October 2024 to 433,363 units, compared to 437,581 units shipped in October 2023.



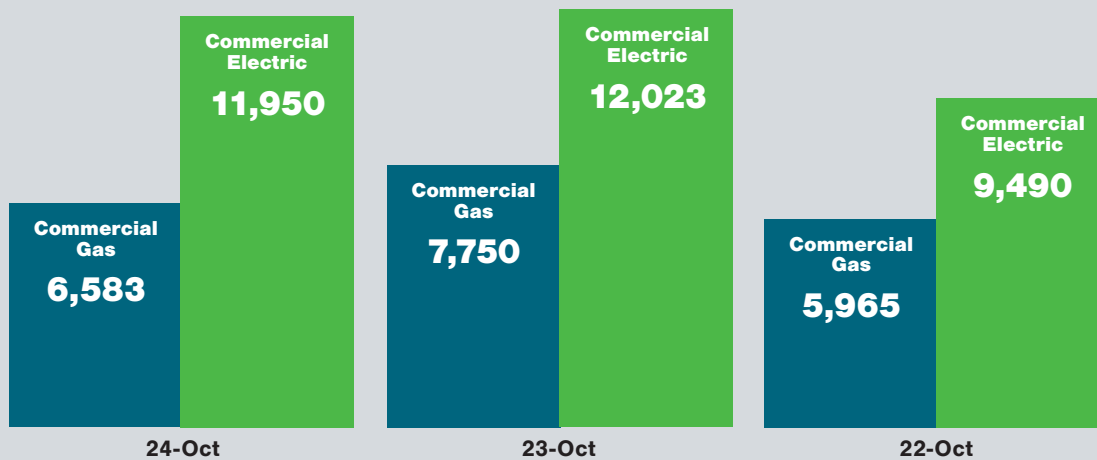
WARM-AIR FURNACES

U.S. shipments of gas warm air furnaces for October 2024 increased 20.9%, to 280,747 units, compared to 232,252 units shipped in October 2023. Oil warm air furnace shipments increased 66.2%, to 4,375 units in October 2024, compared to 2,633 units shipped in October 2023.



COMMERCIAL STORAGE WATER HEATERS

Commercial gas storage water heater shipments decreased 15.1% in October 2024, to 6,583 units, compared to 7,750 units shipped in October 2023. Commercial electric storage water heater shipments decreased 0.6% in October 2024, to 11,950, compared to 12,023 units shipped in October 2023.



CENTRAL AIR CONDITIONERS AND AIR-SOURCE HEAT PUMPS

U.S. shipments of central air conditioners and air-source heat pumps totaled 815,360 units in October 2024, increased 53.1% compared to 532,569 units shipped in October 2023. U.S. shipments of air conditioners increased 46.7%, to 449,972 units, compared to 306,735 units shipped in October 2023. U.S. shipments of air-source heat pumps increased 61.8%, to 365,388 units, compared to 225,834 shipped in October 2023.

