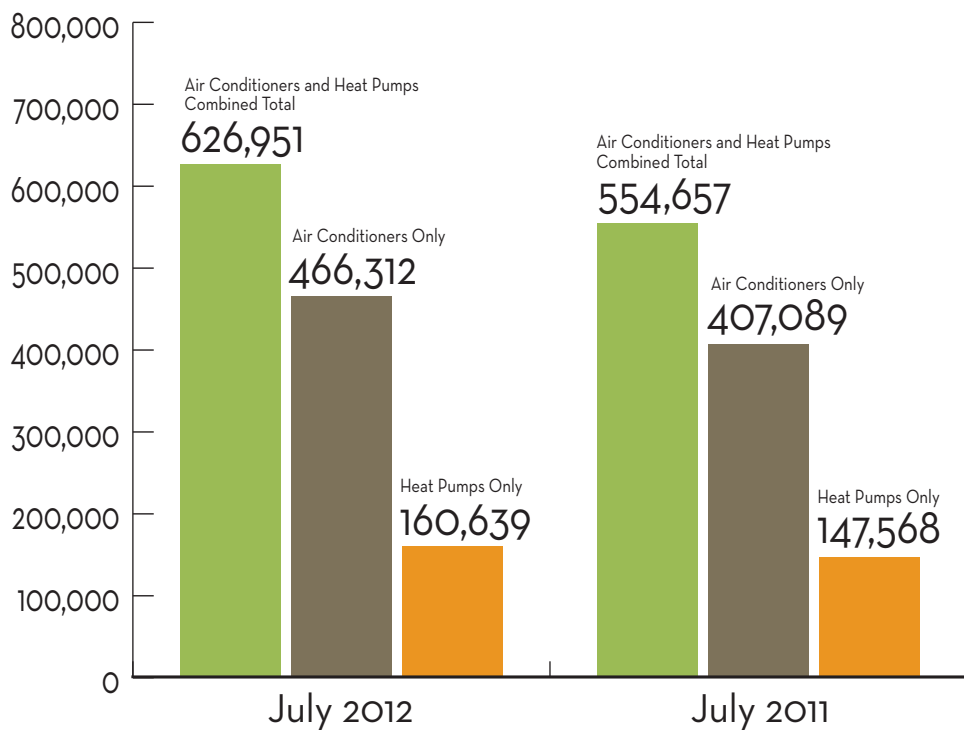


Facts + Figures

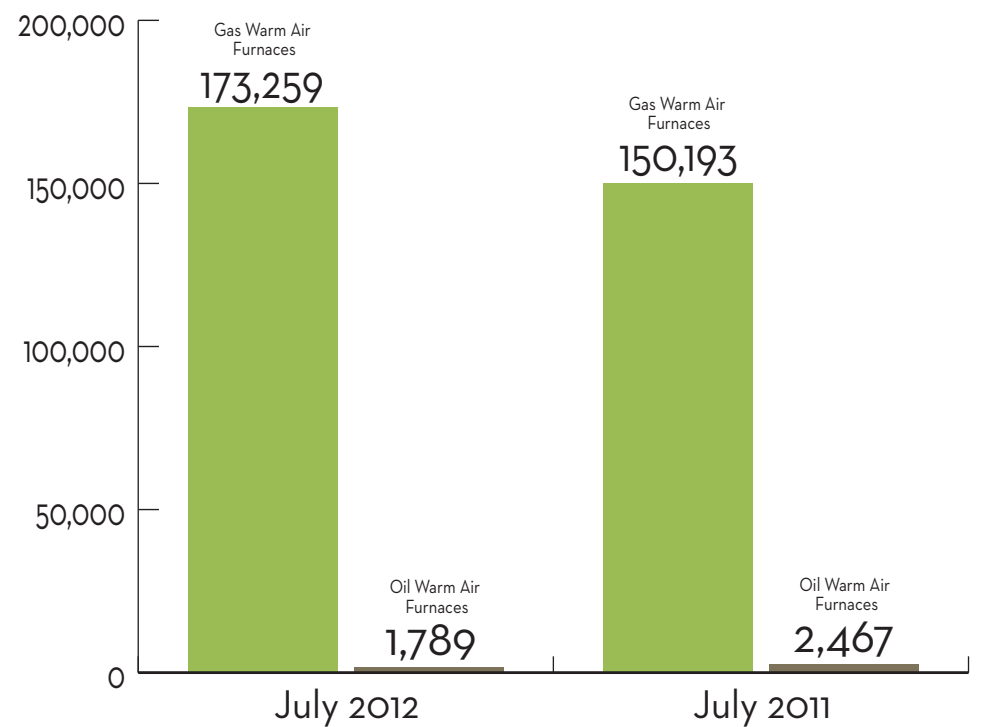
Source: The Air-Conditioning, Heating, and Refrigeration Institute (AHRI). Industry figures are estimates that are derived from the best available figures supplied by a sample of AHRI member companies.

A/C, Warm Air Furnace, Residential Water Heater Shipments Up in July



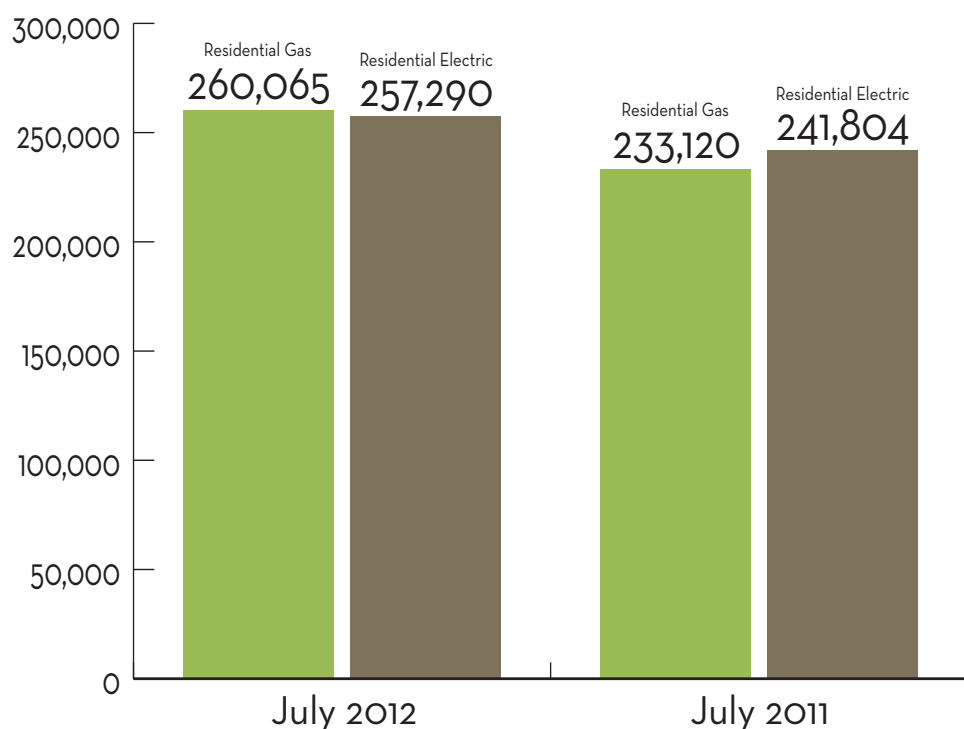
Central A/C and Air-Source Heat Pumps

U.S. shipments of central air conditioners and air-source heat pumps totaled 626,951 units in July 2012, up 13 percent from 554,657 units shipped in July 2011. U.S. shipments of air conditioners increased 14.5 percent, to 466,312 units, up from 407,089 units shipped in July 2011. U.S. shipments of air-source heat pumps increased 8.9 percent, to 160,639 units, up from 147,568 units shipped in July 2011.



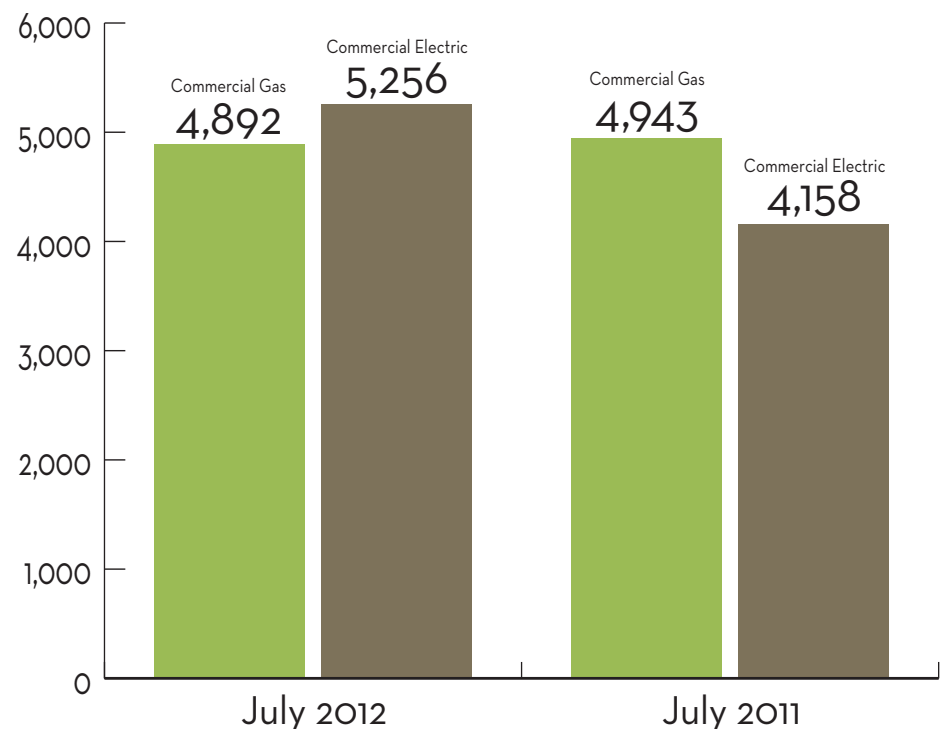
Warm Air Furnaces

U.S. shipments of gas warm air furnaces for July 2012 increased 15.4 percent, to 173,259 units, up from 150,193 units shipped in July 2011. Oil warm air furnace shipments decreased 27.5 percent, to 1,789 units in July 2012, down from 2,467 units shipped in July 2011.



Residential Storage Water Heaters

U.S. shipments of residential gas storage water heaters for July 2012 increased 11.6 percent, to 260,065 units, up from 233,120 units shipped in July 2011. Residential electric storage water heater shipments increased 6.4 percent in July 2012, to 257,290 units, up from 241,804 units shipped in July 2011.



Commercial Storage Water Heaters

Commercial gas storage water heater shipments decreased 1 percent in July 2012, to 4,892 units, down from 4,943 units shipped in July 2011. Commercial electric storage water heater shipments increased 26.4 percent in July 2012, to 5,256 units, up from 4,158 units shipped in July 2011.