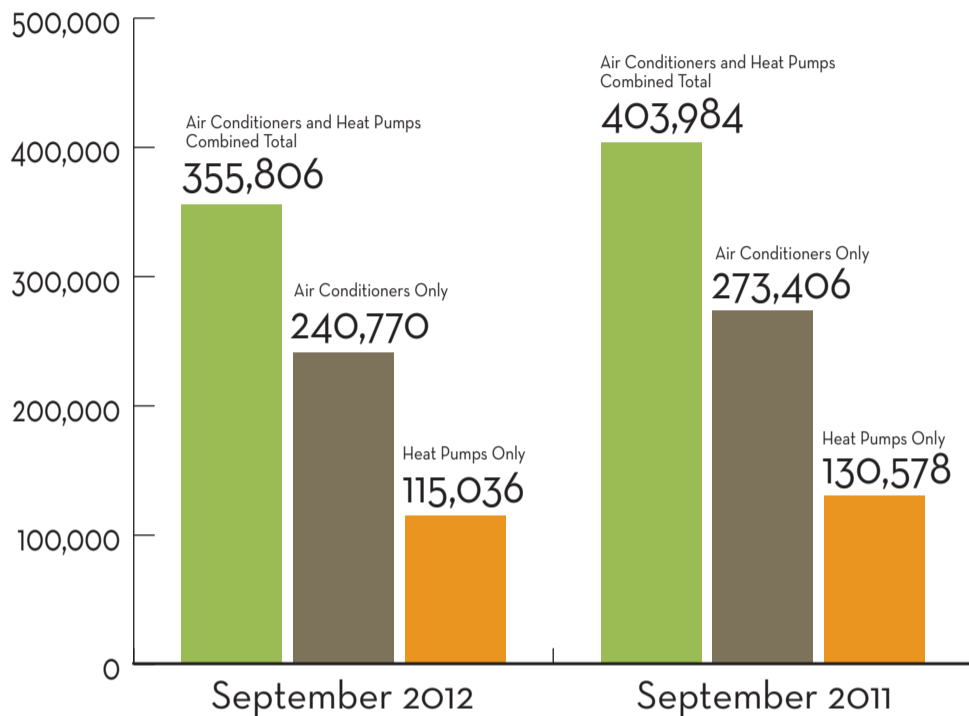
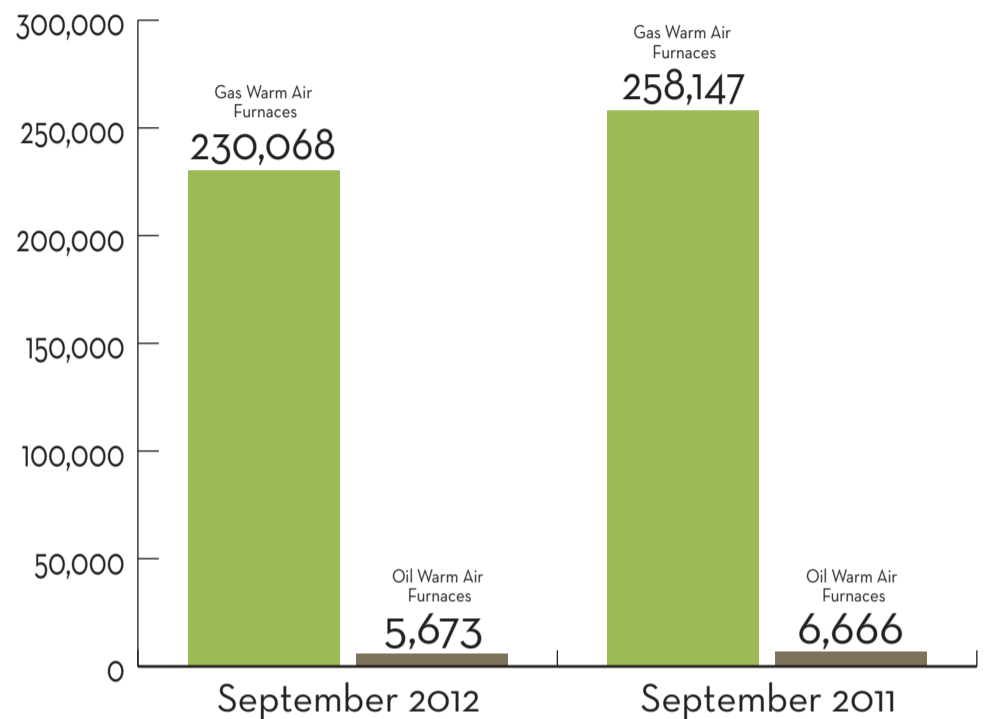


## Shipments Down Except for Commercial Electric Water Heaters



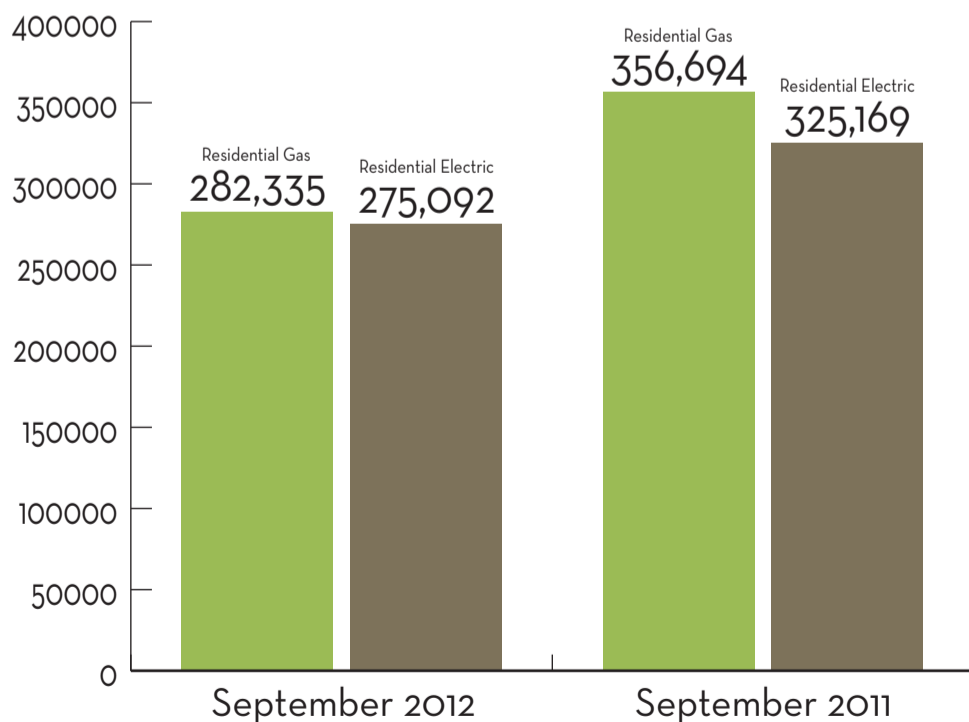
### Central A/C and Air-Source Heat Pumps

U.S. shipments of central air conditioners and air-source heat pumps totaled 355,806 units in September 2012, down 11.9 percent from 403,984 units shipped in September 2011. U.S. shipments of air conditioners decreased 11.9 percent, to 240,770 units, down from 273,406 units shipped in September 2011. U.S. shipments of air-source heat pumps decreased 11.9 percent, to 115,036 units, down from 130,578 units shipped in September 2011.



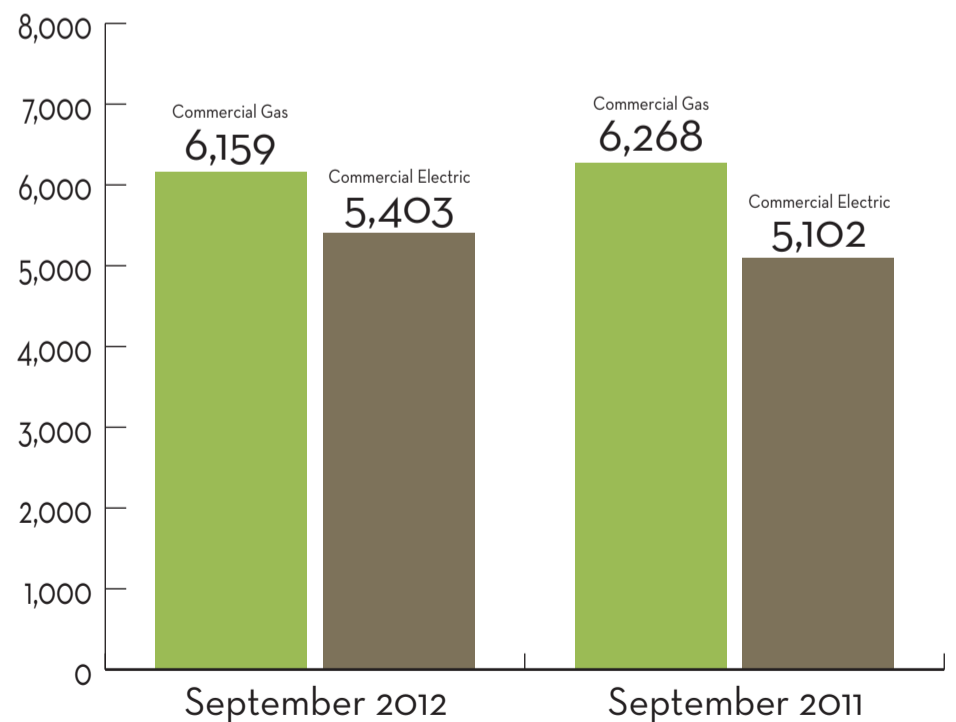
### Warm Air Furnaces

U.S. shipments of gas warm air furnaces for September 2012 decreased 10.9 percent, to 230,068 units, down from 258,147 units shipped in September 2011. Oil warm air furnace shipments decreased 14.9 percent, to 5,673 units in September 2012, down from 6,666 units shipped in September 2011.



### Residential Storage Water Heaters

U.S. shipments of residential gas storage water heaters for September 2012 decreased 20.8 percent, to 282,335 units, down from 356,694 units shipped in September 2011. Residential electric storage water heater shipments decreased 15.4 percent in September 2012, to 275,092 units, down from 325,169 units shipped in September 2011.



### Commercial Storage Water Heaters

Commercial gas storage water heater shipments decreased 1.7 percent in September 2012, to 6,159 units, down from 6,268 units shipped in September 2011. Commercial electric storage water heater shipments increased 5.9 percent in September 2012, to 5,403 units, up from 5,102 units shipped in September 2011.