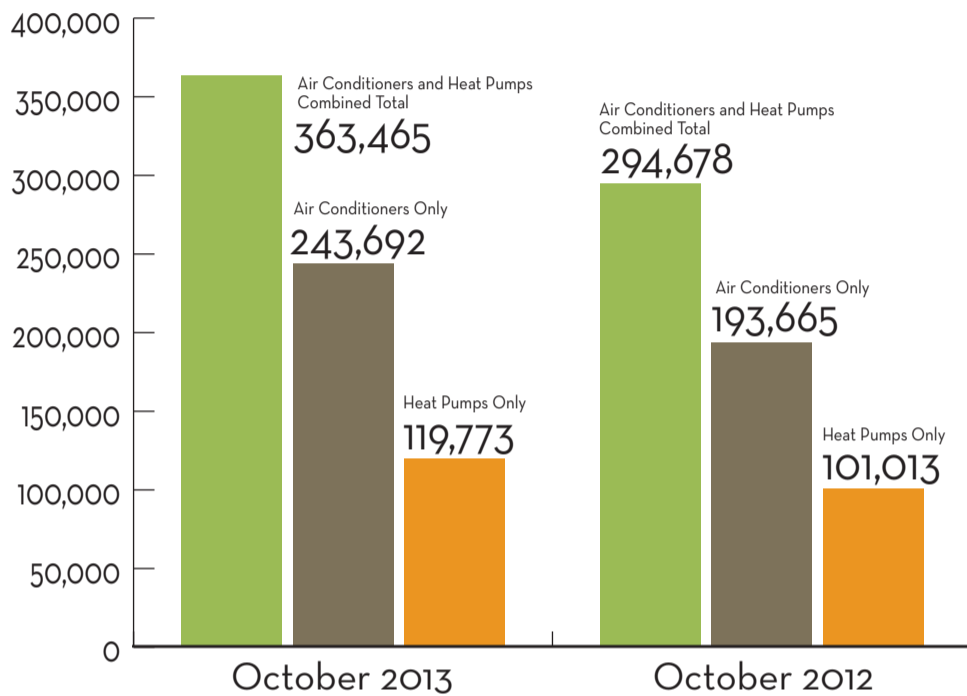
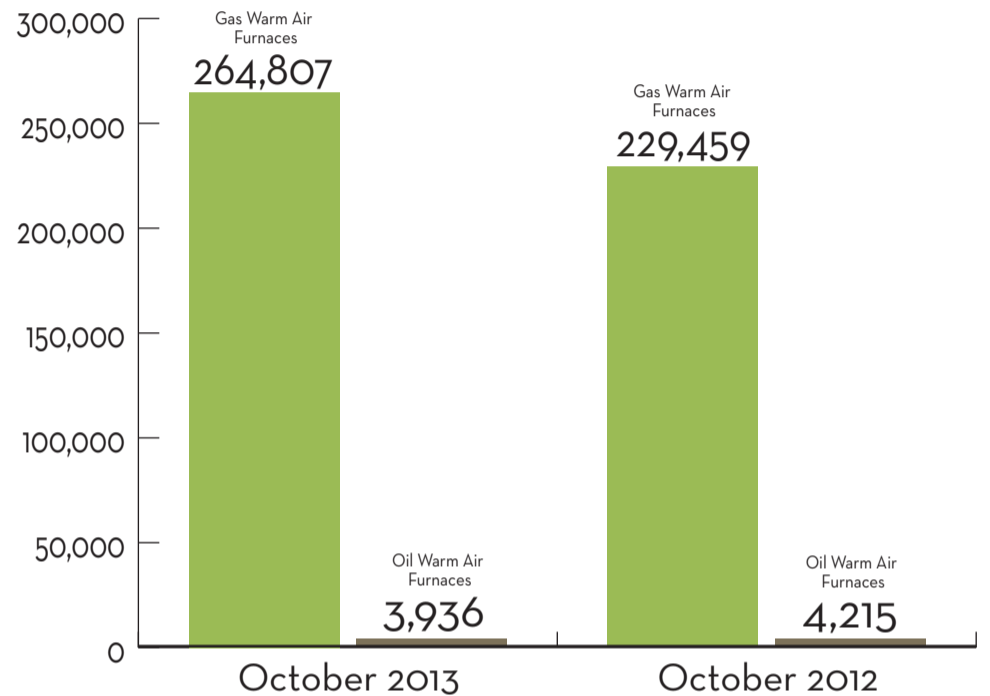


Air Conditioner Shipments Up Nearly 26 Percent in October



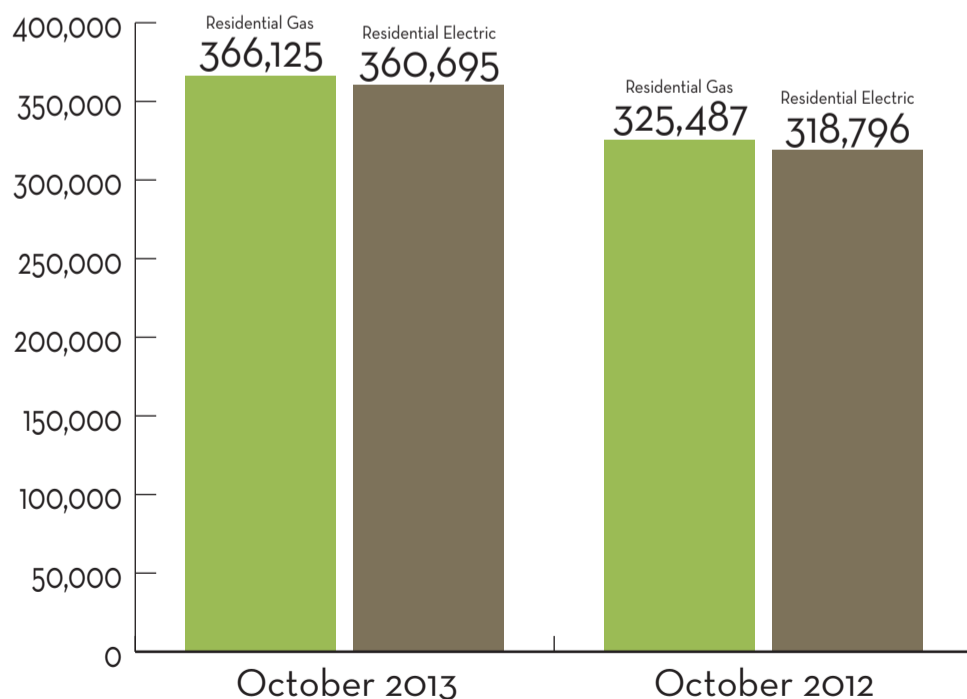
Central A/C and Air-Source Heat Pumps

U.S. shipments of central air conditioners and air-source heat pumps totaled 363,465 units in October 2013, up 23.3 percent from 294,678 units shipped in October 2012. U.S. shipments of air conditioners increased 25.8 percent, to 243,692 units, up from 193,665 units shipped in October 2012. U.S. shipments of air-source heat pumps increased 18.6 percent, to 119,773 units, up from 101,013 units shipped in October 2012.



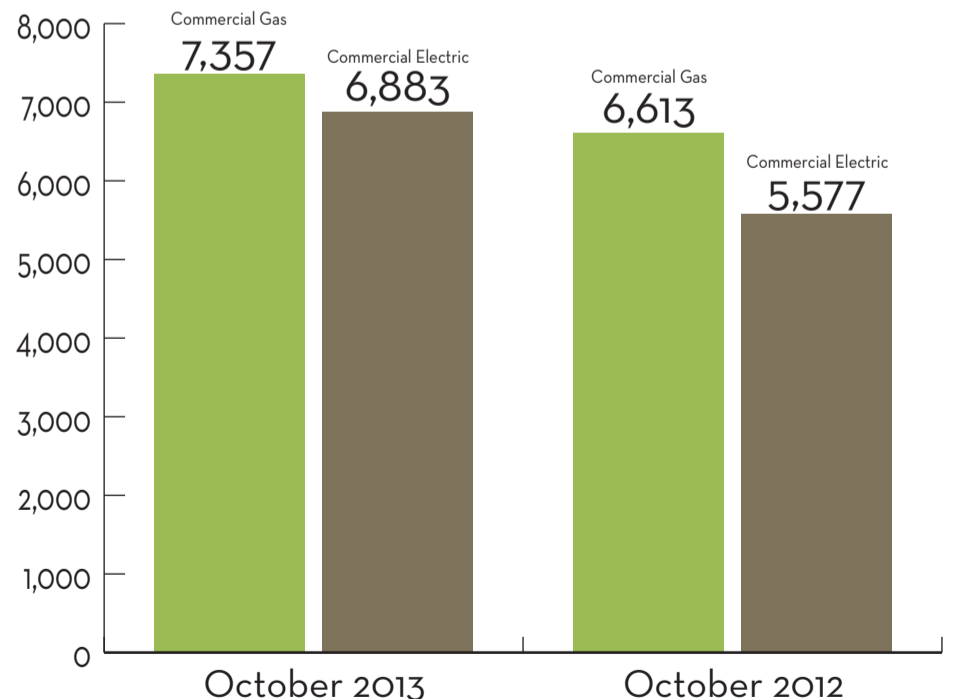
Warm Air Furnaces

U.S. shipments of gas warm air furnaces for October 2013 increased 15.4 percent, to 264,807 units, up from 229,459 units shipped in October 2012. Oil warm air furnace shipments decreased 6.6 percent, to 3,936 units in October 2013, down from 4,215 units shipped in October 2012.



Residential Storage Water Heaters

U.S. shipments of residential gas storage water heaters for October 2013 increased 12.5 percent, to 366,125 units, up from 325,487 units shipped in October 2012. Residential electric storage water heater shipments increased 13.1 percent in October 2013, to 360,695 units, up from 318,796 units shipped in October 2012.



Commercial Storage Water Heaters

Commercial gas storage water heater shipments increased 11.3 percent in October 2013, to 7,357 units, up from 6,613 units shipped in October 2012. Commercial electric storage water heater shipments increased 23.4 percent in October 2013, to 6,883 units, up from 5,577 units shipped in October 2012.