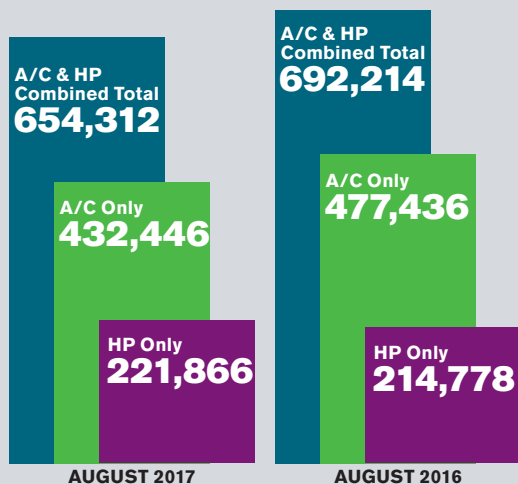


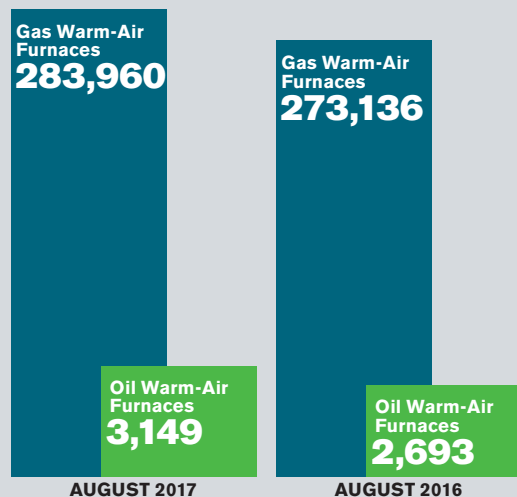
CENTRAL A/C AND AIR-SOURCE HEAT PUMPS

U.S. shipments of central air conditioners and air-source heat pumps totaled 654,312 units in August 2017, down 5.5 percent from 692,214 units shipped in August 2016. U.S. shipments of air conditioners decreased 9.4 percent to 432,446 units, down from 477,436 units shipped in August 2016. U.S. shipments of air-source heat pumps increased 3.3 percent to 221,866 units, up from 214,778 units shipped in August 2016.



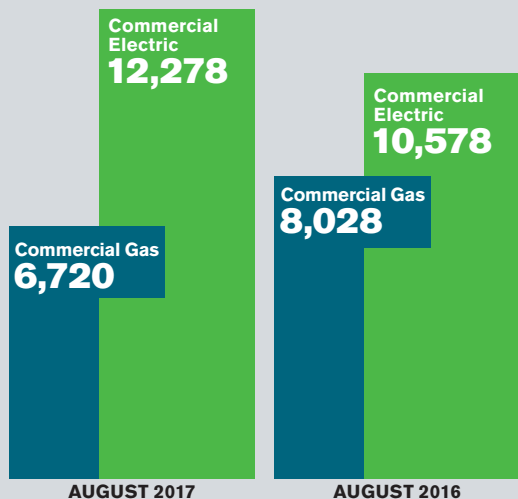
SHIPMENTS STATUS OF WARM-AIR FURNACES

U.S. shipments of gas warm-air furnaces for August 2017 increased 4 percent to 283,960 units, up from 273,136 units shipped in August 2016. Oil warm-air furnace shipments increased 16.9 percent to 3,149 units in August 2017, up from 2,693 units shipped in August 2016.



COMMERCIAL STORAGE WATER HEATERS

Commercial gas storage water heater shipments decreased 16.3 percent in August 2017 to 6,720 units, down from 8,028 units shipped in August 2016. Commercial electric storage water heater shipments increased 16.1 percent in August 2017 to 12,278 units, up from 10,578 units shipped in August 2016.



RESIDENTIAL STORAGE WATER HEATERS

U.S. shipments of residential gas storage water heaters for August 2017 increased 7.6 percent, to 379,212 units, up from 352,315 units shipped in August 2016. Residential electric storage water heater shipments increased 3.9 percent in August 2017 to 368,948 units, up from 355,106 units shipped in August 2016.

