


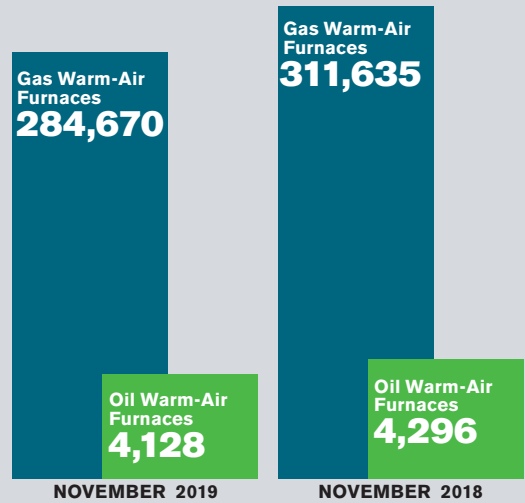
## CENTRAL A/C AND AIR-SOURCE HEAT PUMPS

U.S. shipments of central air conditioners and air-source heat pumps increased 2.1 percent in November 2019, to 460,002 up from 450,399 units shipped in November 2018. Air conditioner shipments decreased 2.4 percent, to 267,994 units, down from 274,586 units shipped in November 2018. Air-source heat pumps increased 9.2 percent, to 192,008 units, up from 175,813 units shipped in November 2018.



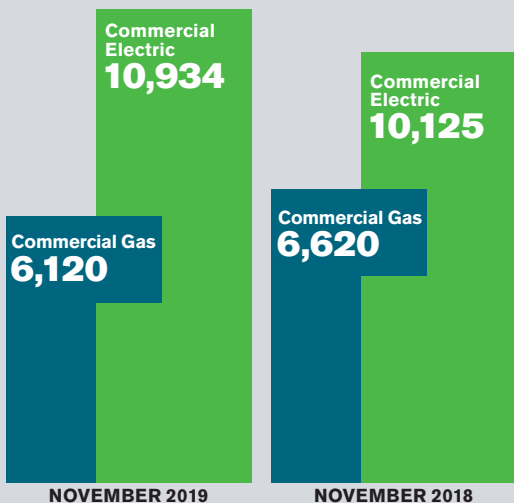
## SHIPMENTS STATUS OF WARM-AIR FURNACES

U.S. shipments of gas warm-air furnaces decreased 8.7 percent in November 2019, to 284,670 units, down from 311,635 units shipped in November 2018. Oil warm-air furnace shipments decreased 3.9 percent, to 4,128 units, down from 4,296 units shipped in November 2018.



## COMMERCIAL STORAGE WATER HEATERS

U.S. shipments of commercial gas storage water heater shipments decreased 7.6 percent in November 2019, to 6,120 units, down from 6,620 units shipped in November 2018. Commercial electric storage water heater shipments increased 8.0 percent, to 10,934 units, up from 10,125 units shipped in November 2018.



## RESIDENTIAL STORAGE WATER HEATERS

U.S. shipments of residential gas storage water heaters increased 0.4 percent in November 2019, to 342,380 units, up from 341,158 units shipped in November 2018. Residential electric storage water heater shipments increased 6.9 percent, to 341,949 units, up from 319,806 units shipped in November 2018.

