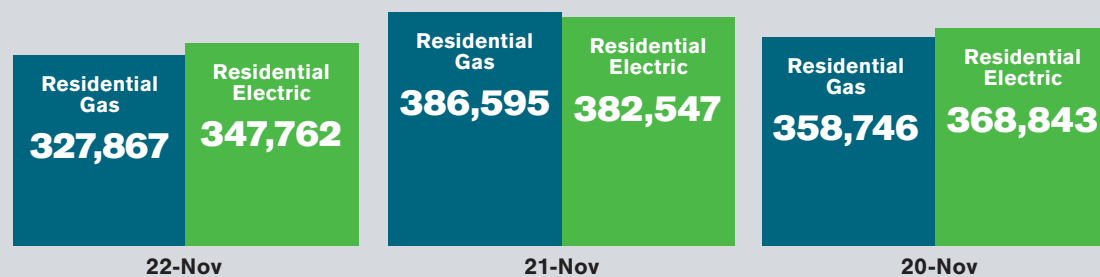


FACTS & FIGURES

AHRI Shipment Data for November 2022

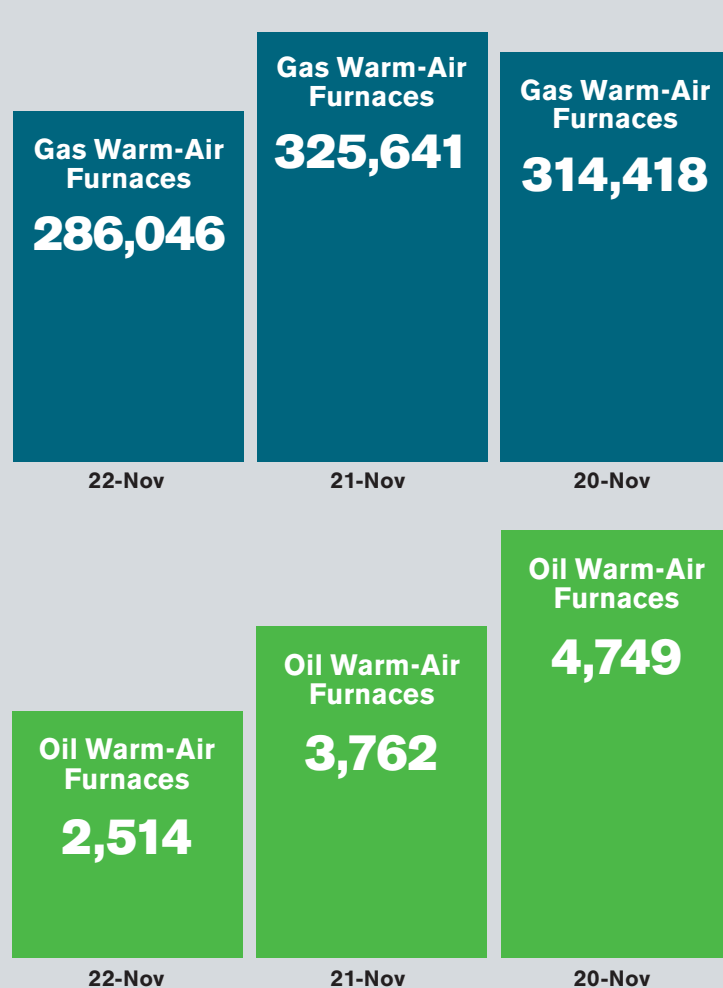
RESIDENTIAL STORAGE WATER HEATERS

U.S. shipments of residential gas storage water heaters for November 2022 decreased 15.2%, to 327,867 units, down from 386,595 units shipped in November 2021. Residential electric storage water heater shipments decreased 9.1% in November 2022 to 347,762 units, down from 382,547 units shipped in November 2021.



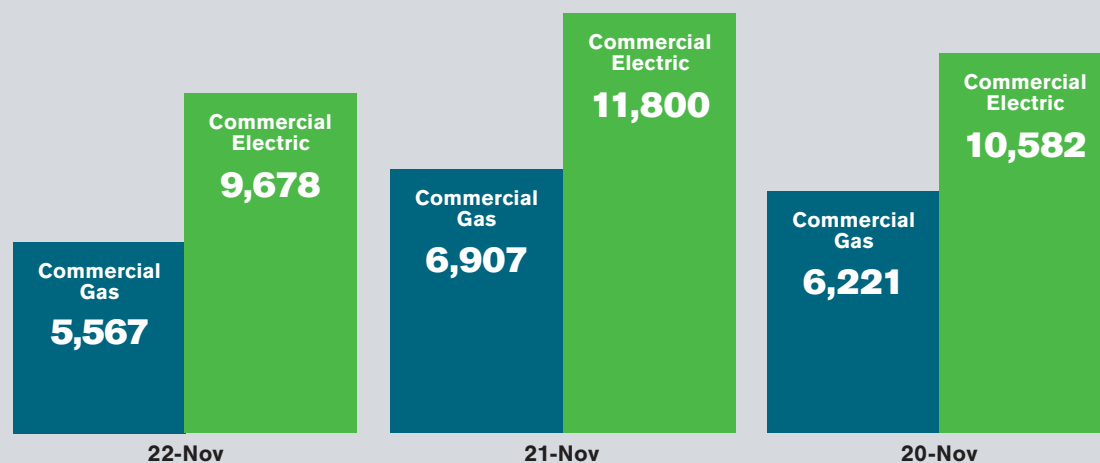
WARM-AIR FURNACES

U.S. shipments of gas warm-air furnaces for November 2022 decreased 12.2%, to 286,046 units, down from 325,641 units shipped in November 2021. Oil warm-air furnace shipments decreased 33.2%, to 2,514 units in November 2022, down from 3,762 units shipped in November 2021.



COMMERCIAL STORAGE WATER HEATERS

Commercial gas storage water heater shipments decreased 19.4% in November 2022, to 5,567 units, down from 6,907 units shipped in November 2021. Commercial electric storage water heater shipments decreased 18.0% in November 2022, to 9,678 units, down from 11,800 units shipped in November 2021.



CENTRAL AIR CONDITIONERS AND AIR-SOURCE HEAT PUMPS

U.S. shipments of central air conditioners and air-source heat pumps totaled 697,144 units in November 2022, up 4.7% from 666,067 units shipped in November 2021. U.S. shipments of air conditioners increased 3.8%, to 398,510 units, up from 383,954 units shipped in November 2021. U.S. shipments of air-source heat pumps increased 5.9%, to 298,634 units, up from 282,113 units shipped in November 2021.

