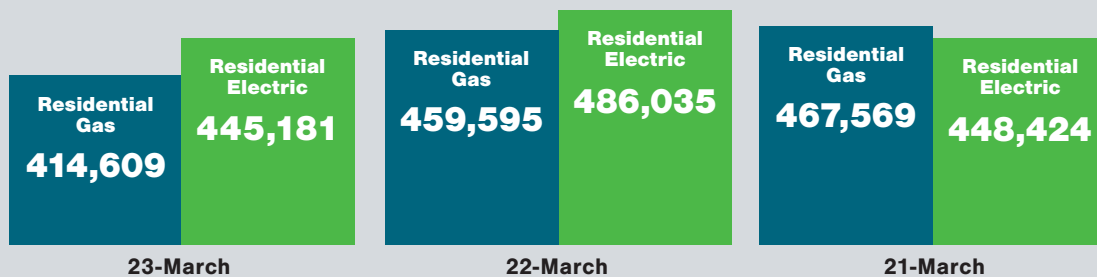


# FACTS & FIGURES

## AHRI Shipment Data for April 2023

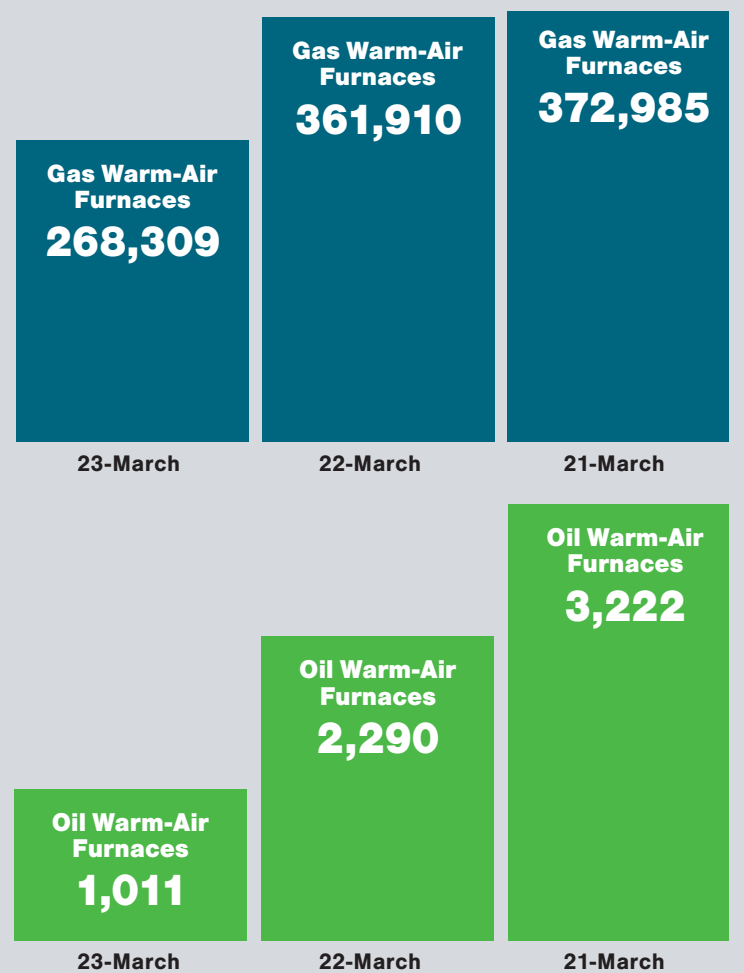
### RESIDENTIAL STORAGE WATER HEATERS

U.S. shipments of residential gas storage water heaters for April 2023 decreased 3.6%, to 357,328 units, down from 370,568 units shipped in April 2022. Residential electric storage water heater shipments decreased 4.6% in April 2023 to 400,122 units, down from 419,312 units shipped in April 2022.



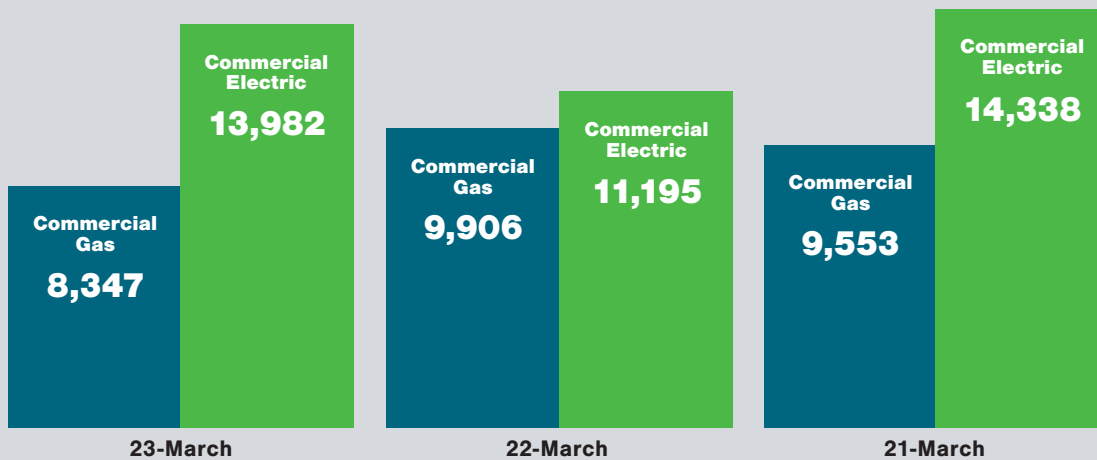
### WARM-AIR FURNACES

U.S. shipments of gas warm air furnaces for April 2023 decreased 22.2%, to 249,715 units, down from 320,976 units shipped in April 2022. Oil warm air furnace shipments decreased 47.8%, to 842 units in April 2023, down from 1,612 units shipped in April 2022.



### COMMERCIAL STORAGE WATER HEATERS

Commercial gas storage water heater shipments increased 20.4% in April 2023, to 8,324 units, up from 6,911 units shipped in April 2022. Commercial electric storage water heater shipments increased 14.9% in April 2023, to 12,382 units, up from 10,780 units shipped in April 2022.



### CENTRAL AIR CONDITIONERS AND AIR-SOURCE HEAT PUMPS

U.S. shipments of central air conditioners and air-source heat pumps totaled 712,049 units in April 2023, down 24.3% from 940,462 units shipped in April 2022. U.S. shipments of air conditioners decreased 29.3%, to 418,975 units, down from 592,889 units shipped in April 2022. U.S. shipments of air-source heat pumps decreased 15.7%, to 293,074 units, down from 347,573 units shipped in April 2022.

