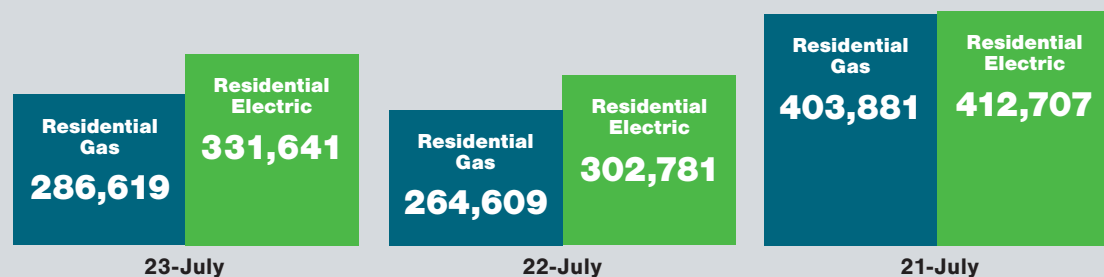


FACTS & FIGURES

AHRI Shipment Data for July 2023

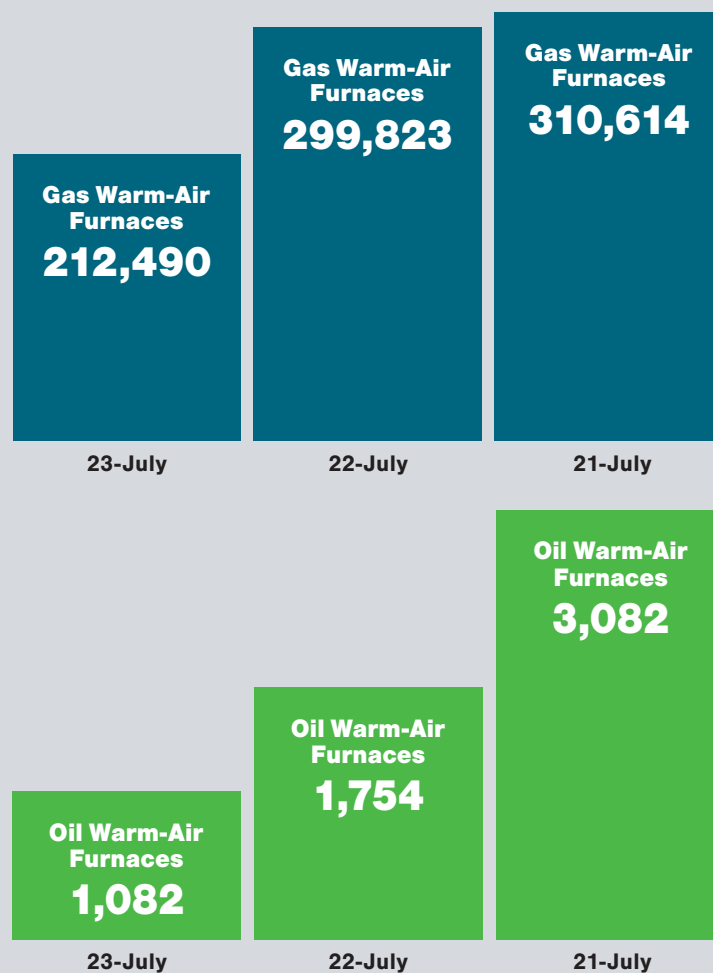
RESIDENTIAL STORAGE WATER HEATERS

U.S. shipments of residential gas storage water heaters for July 2023 increased 8.3%, to 286,619 units, up from 264,609 units shipped in July 2022. Residential electric storage water heater shipments increased 9.5% in July 2023 to 331,641 units, up from 302,781 units shipped in July 2022.



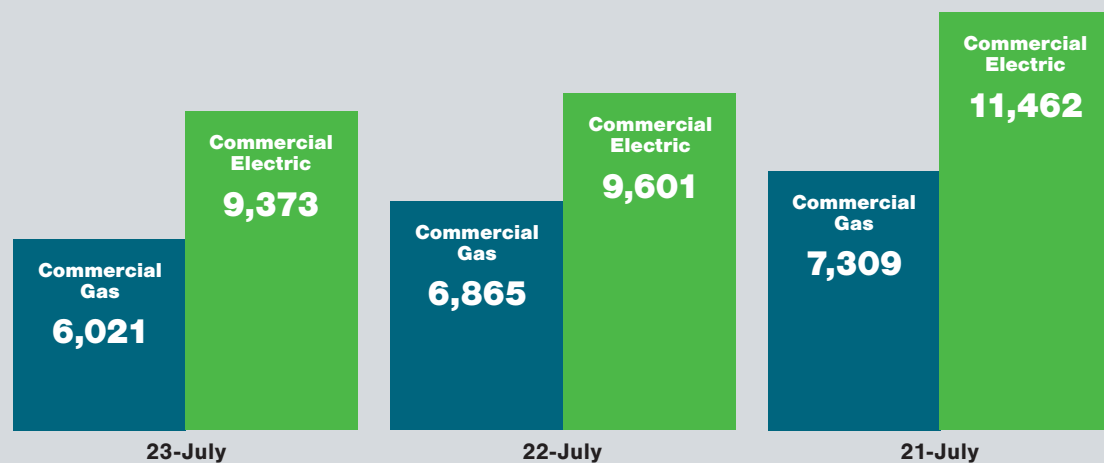
WARM-AIR FURNACES

U.S. shipments of gas warm air furnaces for July 2023 decreased 29.1%, to 212,490 units, down from 299,823 units shipped in July 2022. Oil warm air furnace shipments decreased 38.3%, to 1,082 units in July 2023, down from 1,754 units shipped in July 2022.



COMMERCIAL STORAGE WATER HEATERS

Commercial gas storage water heater shipments decreased 12.3% in July 2023, to 6,021 units, down from 6,865 units shipped in July 2022. Commercial electric storage water heater shipments decreased 2.4% in July 2023, to 9,373 units, down from 9,601 units shipped in July 2022.



CENTRAL AIR CONDITIONERS AND AIR-SOURCE HEAT PUMPS

U.S. shipments of central air conditioners and air-source heat pumps totaled 856,471 units in July 2023, down 4.9% from 900,209 units shipped in July 2022. Air conditioners decreased 1.6%, to 529,700 units, down from 538,146 units shipped in July 2022. Air-source heat pumps decreased 9.7%, to 326,771 units, down from 362,063 units shipped in July 2022.

