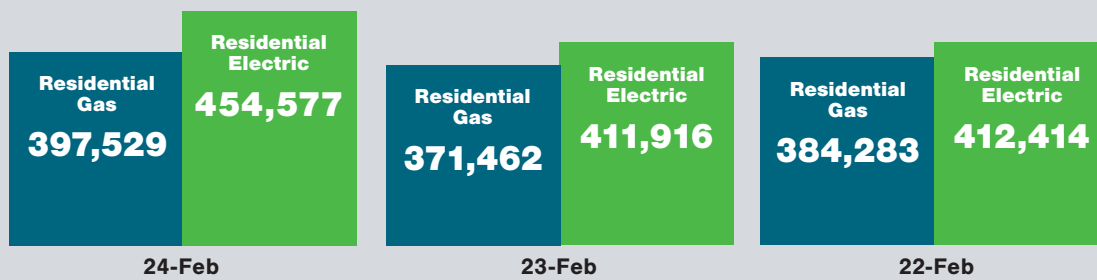


FACTS & FIGURES

AHRI Shipment Data for February 2024

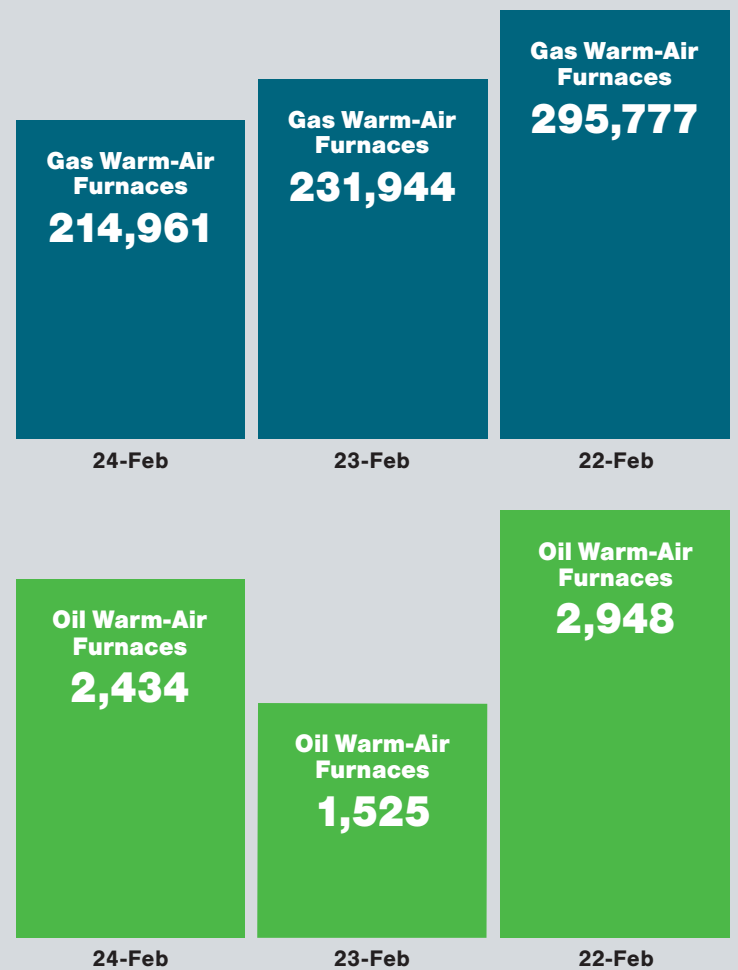
RESIDENTIAL STORAGE WATER HEATERS

U.S. shipments of residential gas storage water heaters for February 2024 increased 7%, to 397,529 units, up from 371,462 units shipped in February 2023. Residential electric storage water heater shipments increased 10.4% in February 2024 to 454,577 units, up from 411,916 units shipped in February 2023.



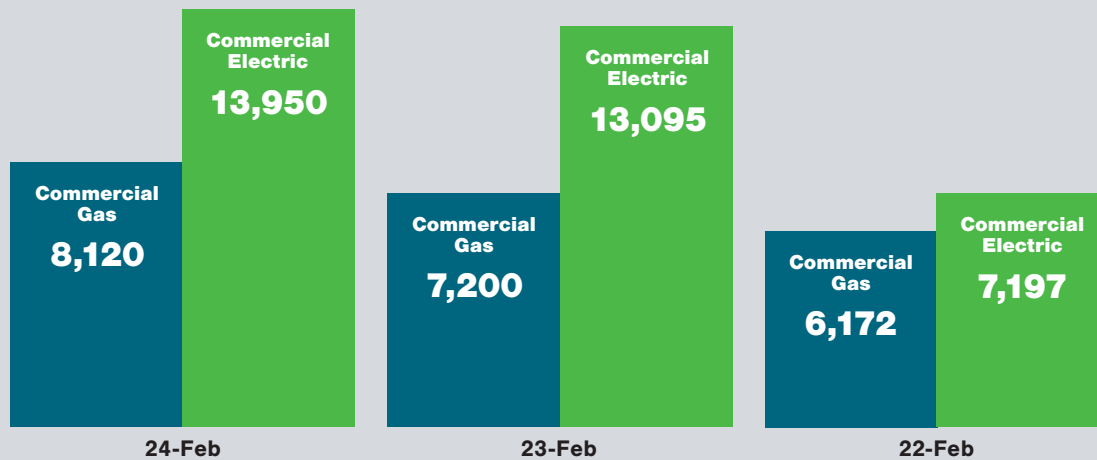
WARM-AIR FURNACES

U.S. shipments of gas warm air furnaces for February 2024 decreased 7.3%, to 214,961 units, down from 231,944 units shipped in February 2023. Oil warm air furnace shipments increased 59.6%, to 2,434 units in February 2024, up from 1,525 units shipped in February 2023.



COMMERCIAL STORAGE WATER HEATERS

Commercial gas storage water heater shipments increased 12.8% in February 2024, to 8,120 units, up from 7,200 units shipped in February 2023. Commercial electric storage water heater shipments increased 6.5% in February 2024, to 13,950, up from 13,095 units shipped in February 2023.



CENTRAL AIR CONDITIONERS AND AIR-SOURCE HEAT PUMPS

U.S. shipments of central air conditioners and air-source heat pumps totaled 657,509 units in February 2024, up 1.2% from 649,856 units shipped in February 2023. U.S. shipments of air conditioners increased 8.8%, to 372,897 units, up from 342,814 units shipped in February 2023. U.S. shipments of air-source heat pumps decreased 7.3%, to 284,612 units, down from 307,042 shipped in February 2023.

