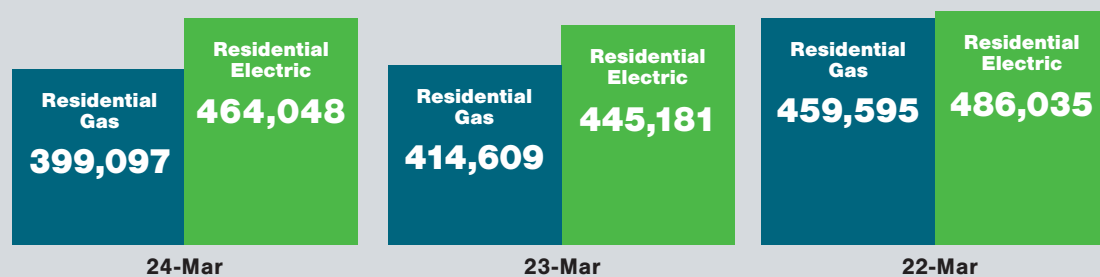


FACTS & FIGURES

AHRI Shipment Data for March 2024

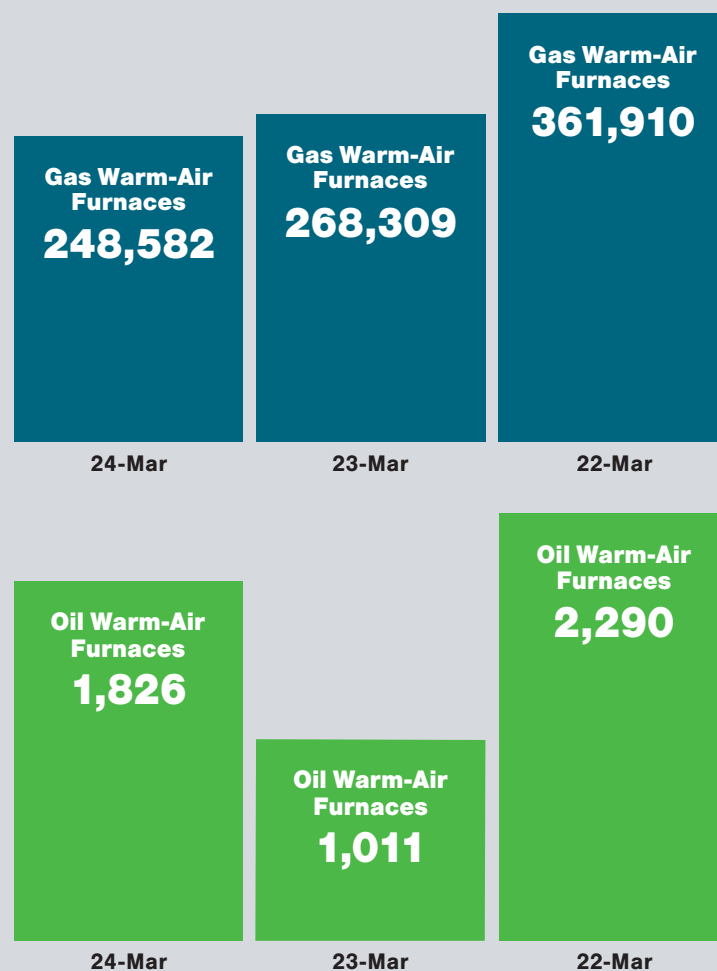
RESIDENTIAL STORAGE WATER HEATERS

U.S. shipments of residential gas storage water heaters for March 2024 decreased 3.7%, to 399,097 units, down from 414,609 units shipped in March 2023. Residential electric storage water heater shipments increased 4.2% in March 2024, to 464,048 units, up from 445,181 units shipped in March 2023.



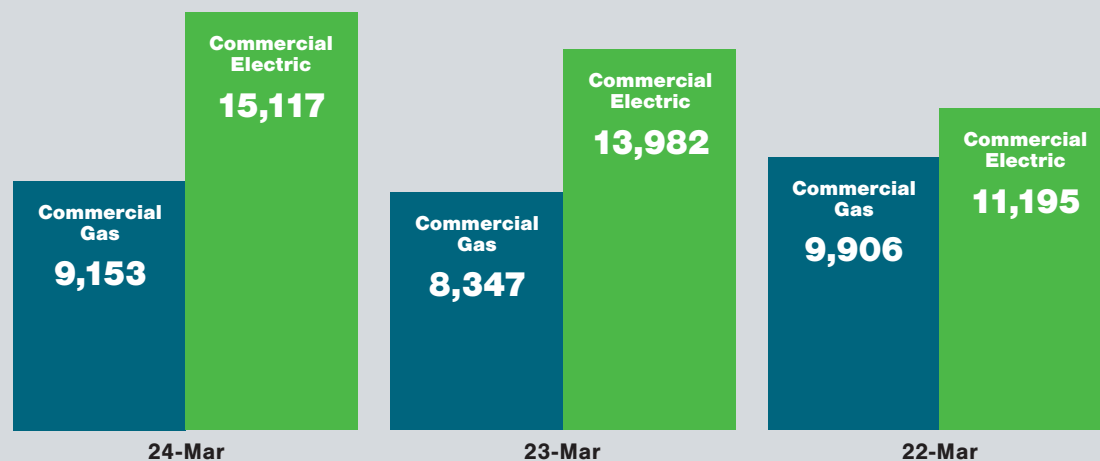
WARM-AIR FURNACES

U.S. shipments of gas warm-air furnaces for March 2024 decreased 7.4%, to 248,582 units, down from 268,309 units shipped in March 2023. Oil warm-air furnace shipments increased 80.6%, to 1,826 units in March 2024, up from 1,011 units shipped in March 2023.



COMMERCIAL STORAGE WATER HEATERS

Commercial gas storage water heater shipments increased 9.7% in March 2024, to 9,153 units, up from 8,347 units shipped in March 2023. Commercial electric storage water heater shipments increased 8.1% in March 2024, to 15,117, up from 13,982 units shipped in March 2023.



CENTRAL AIR CONDITIONERS AND AIR-SOURCE HEAT PUMPS

U.S. shipments of central air conditioners and air-source heat pumps totaled 838,626 units in March 2024, down 4.5% from 877,912 units shipped in March 2023. U.S. shipments of air conditioners decreased 5.2%, to 470,653 units, down from 496,539 units shipped in March 2023. U.S. shipments of air-source heat pumps decreased 3.5%, to 367,973 units, down from 381,373 shipped in March 2023.

