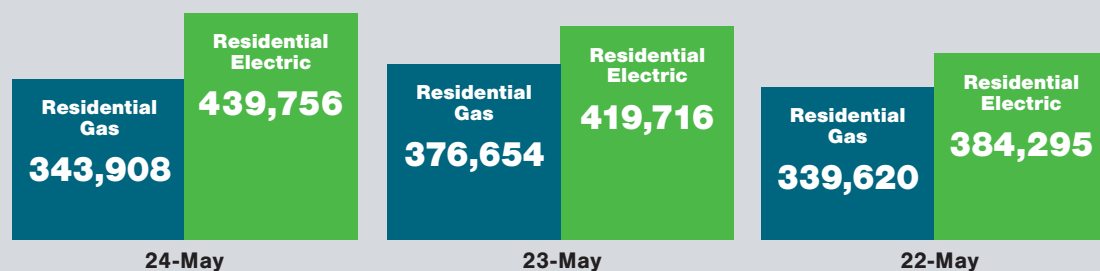


FACTS & FIGURES

AHRI Shipment Data for May 2024

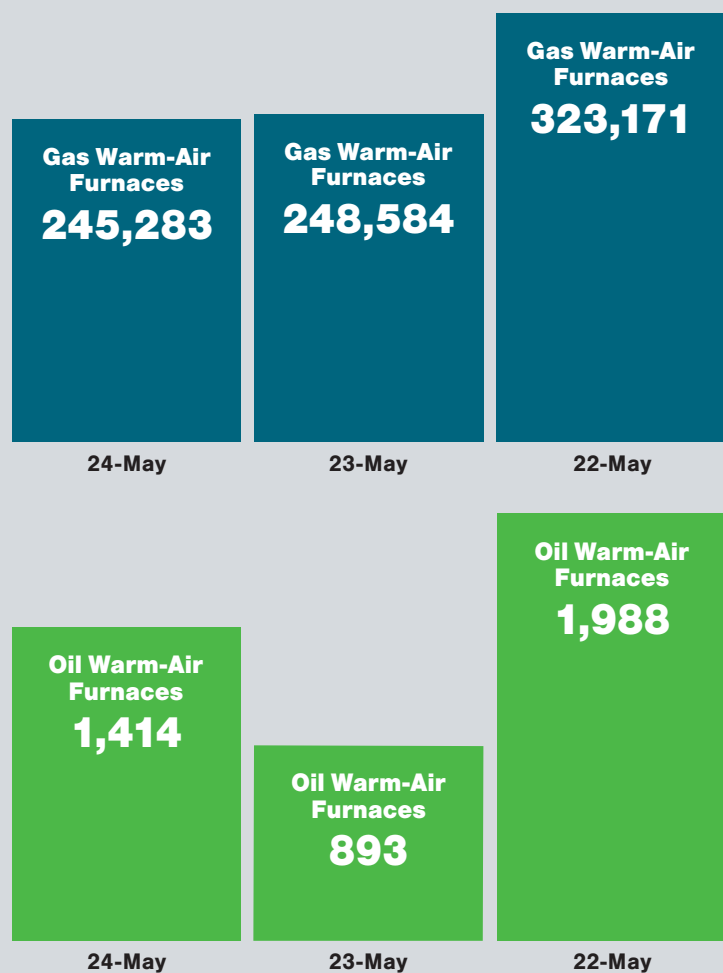
RESIDENTIAL STORAGE WATER HEATERS

U.S. shipments of residential gas storage water heaters for May 2024 decreased 8.7%, to 343,908 units, compared to 376,654 units shipped in May 2023. Residential electric storage water heater shipments increased 4.8% in May 2024, to 439,756 units, compared to 419,716 units shipped in May 2023.



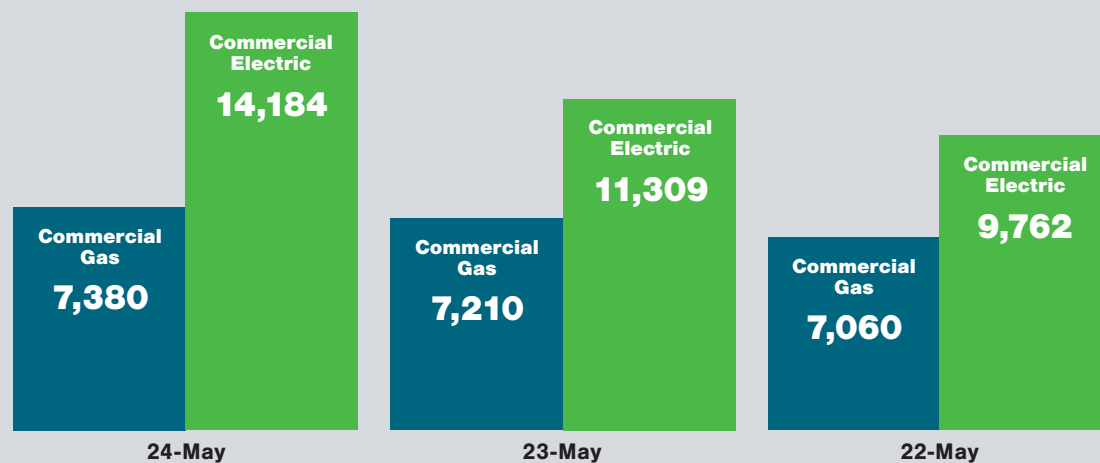
WARM-AIR FURNACES

U.S. shipments of gas warm-air furnaces for May 2024 decreased 1.3%, to 245,283 units, compared to 248,584 units shipped in May 2023. Oil warm-air furnace shipments increased 58.3%, to 1,414 units in May 2024, compared to 893 units shipped in May 2023.



COMMERCIAL STORAGE WATER HEATERS

Commercial gas storage water heater shipments increased 2.4% in May 2024, to 7,380 units, compared to 7,210 units shipped in May 2023. Commercial electric storage water heater shipments increased 25.4% in May 2024, to 14,184, compared to 11,309 units shipped in May 2023.



CENTRAL AIR CONDITIONERS AND AIR-SOURCE HEAT PUMPS

U.S. shipments of central air conditioners and air-source heat pumps totaled 911,517 units in May 2024, up 0.4% compared to 908,050 units shipped in May 2023. U.S. shipments of air conditioners increased 3.4%, to 545,636 units, compared to 527,908 units shipped in May 2023. U.S. shipments of air-source heat pumps decreased 3.8%, to 365,881 units, compared to 380,142 shipped in May 2023.

