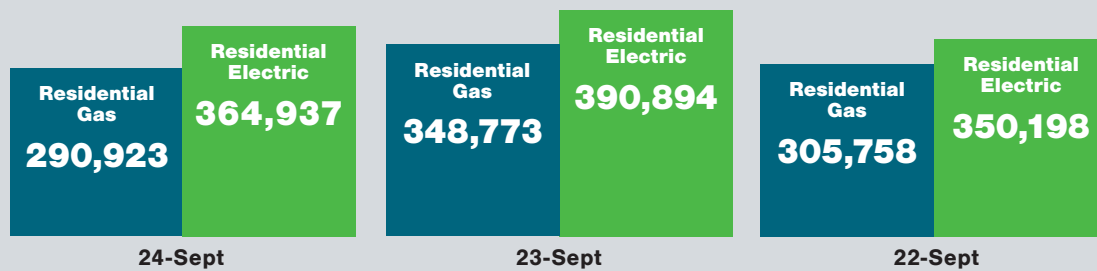


# FACTS & FIGURES

## AHRI Shipment Data for Septmeber 2024

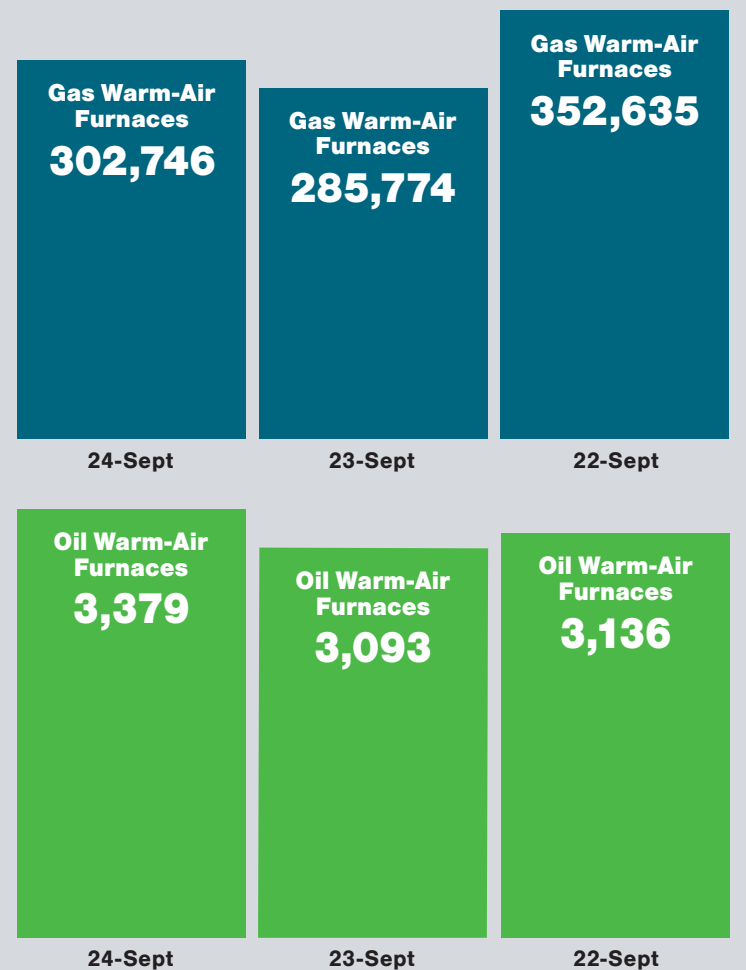
### RESIDENTIAL STORAGE WATER HEATERS

U.S. shipments of residential gas storage water heaters for September 2024 decreased 16.6%, to 290,923 units, compared to 348,773 units shipped in September 2023. Residential electric storage water heater shipments decreased 6.6% in September 2024 to 364,937 units, compared to 390,894 units shipped in September 2023.



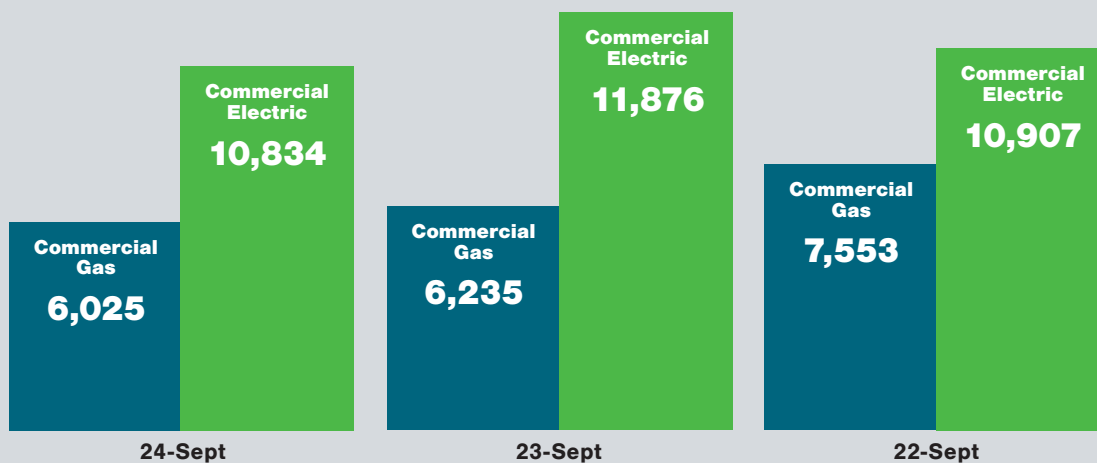
### WARM-AIR FURNACES

U.S. shipments of gas warm air furnaces for September 2024 increased 5.9%, to 302,746 units, compared to 285,774 units shipped in September 2023. Oil warm air furnace shipments increased 9.2%, to 3,379 units in September 2024, compared to 3,093 units shipped in September 2023.



### COMMERCIAL STORAGE WATER HEATERS

Commercial gas storage water heater shipments decreased 3.4% in September 2024, to 6,025 units, compared to 6,235 units shipped in September 2023. Commercial electric storage water heater shipments decreased 8.8% in September 2024, to 10,834, compared to 11,876 units shipped in September 2023.



### CENTRAL AIR CONDITIONERS AND AIR-SOURCE HEAT PUMPS

U.S. shipments of central air conditioners and air-source heat pumps totaled 903,856 units in September 2024, increased 18.4% compared to 763,301 units shipped in September 2023. U.S. shipments of air conditioners increased 12.8%, to 520,197 units, compared to 461,330 units shipped in September 2023. U.S. shipments of air-source heat pumps increased 27.1%, to 383,659 units, compared to 301,971 shipped in September 2023.

